

TRANSMA^X



PRODUCT CATALOG



TRANSPORT

WE'RE IN IT FOR THE LONG HAUL.



Transmax offers a diverse line up of truck and bus radial tires manufactured to deliver performance, durability, and value in all types of driving applications.

Complete Customer Satisfaction is Our #1 Priority. All Transmax tires are backed by six-year, two re-tread casing Limited Protection Policy and an industry-leading 50% free replacement workmanship and materials guarantee.

TRANSMAX

PS 2000X

Our premium OTR, optimized to withstand steer axle wear.



RS 2000X

For maximum stability and tread life on the harshest of regional road surfaces.



AP 2000X

Premium cap base tread compound, keeping it cooler and slower, more even treadwear.



CS 3000X

Premium, closed shoulder drive tire for regional and long-haul applications.



OS 3000X

Deep, open shoulder drive tire for high torque applications.



TR 1000X

Shallow, skid engineered tire for trailers used for short and long hauls.



MSR 4000X

Our premium, mixed-service rib tire, all-position radial with high durability for all road conditions.



MSD 4000X

Our mixed service drive tire, developed primarily for severe off-road conditions.



PS 2000X

PREMIUM STEER

SmartWay
Pending

X650
LIMITED PROTECTION POLICY


| SIZE | TT/ TL | PLY | LOAD INDEX | | SPEED RATING | MAX LOAD (LBS) | | TREAD DEPTH 32NDS | OVERALL DIAMETER | SECTION WIDTH | RIM WIDTH | MAX PSI | REVS/ MILE | STATIC LOAD RADIUS | ITEM CODE |
|-------------|-----------|-----|------------|------|-----------------|-------------------|------|-------------------------|---------------------|------------------|--------------|------------|---------------|--------------------------|--------------|
| | | | SINGLE | DUAL | | SINGLE | DUAL | | | | | | | | |
| 11R22.5 | TL | 16 | 146 | 143 | M | 6610 | 6005 | 18 | 41.5 | 10.8 | 8.25 | 120 | 501 | 19.33 | TRX9096 |
| 11R24.5 | TL | 16 | 149 | 146 | M | 7160 | 6610 | 18 | 43.5 | 10.8 | 8.25 | 120 | 478 | 20.31 | TRX9101 |
| 285/75R24.5 | TL | 14 | 144 | 141 | M | 6175 | 5675 | 18 | 41.3 | 11.1 | 8.25 | 110 | 502 | 19.41 | TRX9106 |
| 295/75R22.5 | TL | 14 | 144 | 141 | M | 6175 | 5675 | 18 | 40.0 | 11.6 | 9.00 | 110 | 520 | 18.66 | TRX9111 |



THE PS 2000X IS A PREMIUM, OVER-THE-ROAD DESIGN OPTIMIZED FOR THE STEER AXLE.

- This 18/32" tread depth OTR steer tire promotes long mileage exception handling.
- Wide footprint maximizes weight dispersion for even, uniform wear.
- Advanced cap base tread compound offers low rolling resistance for improved fuel economy (Smartway verification pending).
- Wide primary grooves provide excellent water dispersion which improves handling in high-speed conditions.
- Shoulder stress relief notches keep this premium steer tire running cool while protecting against irregular wear.
- Stone ejectors in all four channels provide optimum self-cleaning.

PERFORMANCE RATINGS



RS 2000X

REGIONAL STEER

| SIZE | TT/TL | PLY | LOAD INDEX | | SPEED RATING | MAX LOAD (LBS) | | TREAD DEPTH 32NDS | OVERALL DIAMETER | SECTION WIDTH | RIM WIDTH | MAX PSI | REVS/ MILE | STATIC LOAD RADIUS | ITEM CODE |
|-------------|-------|-----|------------|------|--------------|----------------|------|-------------------|------------------|---------------|-----------|---------|------------|--------------------|-----------|
| | | | SINGLE | DUAL | | SINGLE | DUAL | | | | | | | | |
| 11R22.5 | TL | 14 | 144 | 142 | M | 6175 | 5840 | 18 | 41.5 | 10.8 | 8.25 | 105 | 501 | 19.33 | TRX9116 |
| 11R24.5 | TL | 14 | 146 | 143 | M | 6610 | 6005 | 18 | 43.5 | 10.8 | 8.25 | 105 | 478 | 20.31 | TRX9121 |
| 285/75R24.5 | TL | 14 | 144 | 141 | M | 6175 | 5675 | 18 | 41.3 | 11.1 | 8.25 | 110 | 502 | 19.41 | TRX9126 |
| 295/75R22.5 | TL | 14 | 144 | 141 | M | 6175 | 5675 | 18 | 40.0 | 11.6 | 9.00 | 110 | 520 | 18.66 | TRX9131 |

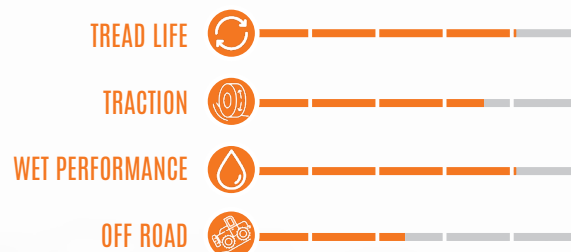
ACCEPTABLE ●
RECOMMENDED ●



THE RS 2000X REGIONAL STEER TIRE IS DESIGNED TO MAXIMIZE STABILITY AND TREAD LIFE IN THE HARSHTEST OF REGIONAL ROAD SURFACES AND CONDITIONS.

- Large, beveled ejectors in the outer grooves protect against larger stones and debris in non-highway applications.
- Wide footprint maximizes weight dispersion promoting even, uniform treadwear.
- Wide tread grooves provide excellent water evacuation from the contact patch which promotes handling on regional infrastructures.
- Strategically placed siping minimizes irregular wear in free rolling axle positions.
- This product can be used in all wheel positions.

PERFORMANCE RATINGS



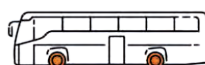
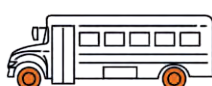
AP 2000X

ALL-POSITION

SmartWay
Pending

X650
LIMITED PROTECTION POLICY

| SIZE | TT/ TL | PLY | LOAD INDEX | | SPEED RATING | MAX LOAD (LBS) | | TREAD DEPTH 32NDS | OVERALL DIAMETER | SECTION WIDTH | RIM WIDTH | MAX PSI | REVS/ MILE | STATIC LOAD RADIUS | ITEM CODE |
|-------------|-----------|-----|------------|------|-----------------|-------------------|------|-------------------------|---------------------|------------------|--------------|------------|---------------|--------------------------|--------------|
| | | | SINGLE | DUAL | | SINGLE | DUAL | | | | | | | | |
| 11R22.5 | TL | 16 | 146 | 143 | M | 6610 | 6005 | 18 | 41.5 | 10.8 | 8.25 | 120 | 501 | 19.33 | TRX9001 |
| 11R24.5 | TL | 16 | 149 | 146 | M | 7160 | 6610 | 18 | 43.5 | 10.8 | 8.25 | 120 | 478 | 20.31 | TRX9006 |
| 215/75R17.5 | TL | 16 | 135 | 133 | L | 4805 | 4540 | 16 | 30.2 | 8.6 | 6.00 | 123 | 688 | 14.31 | TRX9011 |
| 225/70R19.5 | TL | 14 | 128 | 126 | M | 3970 | 3750 | 18 | 32.0 | 9.0 | 6.75 | 110 | 650 | 15.04 | TRX9016 |
| 235/75R17.5 | TL | 18 | 143 | 141 | L | 6005 | 5675 | 16 | 31.3 | 9.3 | 6.75 | 127 | 662 | 14.65 | TRX9021 |
| 245/70R17.5 | TL | 18 | 143 | 141 | K | 6005 | 5675 | 16 | 31.1 | 10.0 | 7.50 | 130 | 669 | 14.33 | TRX9026 |
| 245/70R19.5 | TL | 16 | 135 | 133 | M | 4805 | 4540 | 18 | 33.0 | 9.8 | 7.50 | 120 | 629 | 15.39 | TRX9031 |
| 255/70R22.5 | TL | 16 | 140 | 137 | M | 5510 | 5070 | 18 | 36.6 | 9.8 | 7.50 | 120 | 567 | 17.13 | TRX9036 |
| 285/75R24.5 | TL | 14 | 144 | 141 | M | 6175 | 5675 | 18 | 41.3 | 11.1 | 8.25 | 110 | 502 | 19.41 | TRX9041 |
| 295/75R22.5 | TL | 16 | 146 | 143 | M | 6610 | 6005 | 18 | 40.0 | 11.6 | 9.00 | 120 | 520 | 18.66 | TRX9046 |
| 315/80R22.5 | TL | 20 | 157 | 154 | M | 9090 | 8270 | 19 | 42.4 | 12.3 | 9.00 | 130 | 476 | 19.60 | TRX9048 |



COMPOUND TO KEEP THIS TIRE RUNNING COOL WHILE THE ROBUST FOUR BELT CONSTRUCTION PROMOTES SLOW EVEN TREADWEAR IN EVERY POSITION.

- 14-20 ply construction and 16/32 to 19/32 by size and application.
- Enhanced siping on every rib and relief notches at the outer and intermediary ribs improves grip and reduces lateral and mechanical forces related to high pivot urban demands.

PERFORMANCE RATINGS

TREAD LIFE

TRACTION

WET PERFORMANCE

OFF ROAD



CS 3000X

CLOSED SHOULDER DRIVE

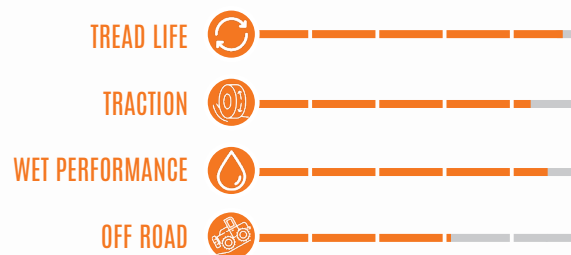
| SIZE | TT/ TL | PLY | LOAD INDEX | | SPEED RATING | MAX LOAD (LBS) | | TREAD DEPTH 32NDS | OVERALL DIAMETER | SECTION WIDTH | RIM WIDTH | MAX PSI | REVS/ MILE | STATIC LOAD RADIUS | ITEM CODE |
|-------------|-----------|-----|------------|------|-----------------|-------------------|------|-------------------------|---------------------|------------------|--------------|------------|---------------|--------------------------|--------------|
| | | | SINGLE | DUAL | | SINGLE | DUAL | | | | | | | | |
| 11R22.5 | TL | 16 | 146 | 143 | M | 6610 | 6005 | 28 | 41.9 | 10.8 | 8.25 | 120 | 495 | 19.33 | TRX9051 |
| 11R24.5 | TL | 16 | 149 | 146 | M | 7160 | 6610 | 28 | 43.9 | 10.8 | 8.25 | 120 | 473 | 20.31 | TRX9056 |
| 285/75R24.5 | TL | 14 | 144 | 141 | M | 6175 | 5675 | 28 | 41.8 | 11.1 | 8.25 | 110 | 497 | 19.41 | TRX9061 |
| 295/75R22.5 | TL | 14 | 144 | 141 | M | 6175 | 5675 | 28 | 40.4 | 11.6 | 9.00 | 110 | 514 | 18.66 | TRX9066 |



THE CS 3000X IS A PREMIUM CLOSED SHOULDER DRIVE TIRE FOR REGIONAL AND LONG-HAUL APPLICATIONS.

- Enhanced siping and wide chevron grooves in the intermediary tread blocks offer exceptional water and material dispersion while the wide solid shoulder ribs provide stability and promote slow even wear.
- Shoulder notches dissipate casing heat in high-speed applications and offer a biting edge in high pivot conditions.
- Cap base compound to support reduced fuel consumption without compromise to tread life.

PERFORMANCE RATINGS



| SIZE | TT/TL | PLY | LOAD INDEX | | SPEED RATING | MAX LOAD (LBS) | | TREAD DEPTH 32NDS | OVERALL DIAMETER | SECTION WIDTH | RIM WIDTH | MAX PSI | REVS/ MILE | STATIC LOAD RADIUS | ITEM CODE |
|-------------|-------|-----|------------|------|--------------|----------------|------|-------------------|------------------|---------------|-----------|---------|------------|--------------------|-----------|
| | | | SINGLE | DUAL | | SINGLE | DUAL | | | | | | | | |
| 11R22.5 | TL | 16 | 146 | 143 | M | 6610 | 6005 | 28 | 41.5 | 10.8 | 8.25 | 120 | 495 | 19.33 | TRX9071 |
| 11R24.5 | TL | 16 | 149 | 146 | M | 7160 | 6610 | 28 | 44.0 | 10.8 | 8.25 | 120 | 473 | 20.31 | TRX9076 |
| 225/70R19.5 | TL | 14 | 128 | 126 | M | 3970 | 3750 | 18 | 32.0 | 9.0 | 6.75 | 110 | 650 | 15.04 | TRX9081 |
| 245/70R19.5 | TL | 16 | 135 | 133 | M | 4805 | 4540 | 17 | 33.0 | 9.8 | 7.50 | 120 | 611 | 15.39 | TRX9084 |
| 285/75R24.5 | TL | 14 | 144 | 141 | M | 6175 | 5675 | 28 | 41.8 | 11.1 | 8.25 | 110 | 497 | 19.41 | TRX9086 |
| 295/75R22.5 | TL | 14 | 144 | 141 | M | 6175 | 5675 | 28 | 40.4 | 11.6 | 9.00 | 110 | 514 | 18.66 | TRX9091 |

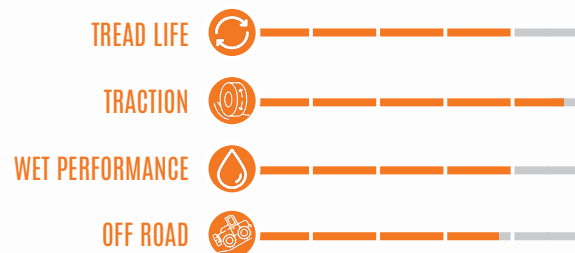
ACCEPTABLE ●
RECOMMENDED ●



THIS DEEP OPEN SHOULDER DRIVE PERFORMS EXCEPTIONAL IN A VARIETY OF APPLICATIONS AND VARYING ROAD CONDITIONS. THE TREAD COMPOUND IS DESIGNED FOR HIGH TORQUE APPLICATIONS.

- An advanced block design offers increased traction and heat dispersion across the entire footprint to support slow, even treadwear and casing integrity for retreadability.
- The full footprint siping provides lug flexibility, high void ratio supports excellent material evacuation in the harshest conditions.
- Outer and inner tie bars minimize block distortion, preventing irregular wear.
- Regional and delivery truck 19.5" sizes available to support the entire fleet.

PERFORMANCE RATINGS



TR 1000X

LONG HAUL TRAILER

SmartWay
Pending

650
LIMITED PROTECTION POLICY


| SIZE | TT/TL | PLY | LOAD INDEX | | SPEED RATING | MAX LOAD (LBS) | | TREAD DEPTH 32NDS | OVERALL DIAMETER | SECTION WIDTH | RIM WIDTH | MAX PSI | REVS/ MILE | STATIC LOAD RADIUS | ITEM CODE |
|-------------|-------|-----|------------|------|--------------|----------------|------|-------------------|------------------|---------------|-----------|---------|------------|--------------------|-----------|
| | | | SINGLE | DUAL | | SINGLE | DUAL | | | | | | | | |
| 11R22.5 | TL | 14 | 144 | 142 | M | 6175 | 5840 | 13 | 41.5 | 10.8 | 8.25 | 105 | 501 | 19.33 | TRX9136 |
| 11R24.5 | TL | 14 | 146 | 143 | M | 6610 | 6005 | 13 | 43.5 | 10.8 | 8.25 | 105 | 478 | 20.31 | TRX9141 |
| 285/75R24.5 | TL | 14 | 144 | 141 | M | 6175 | 5675 | 13 | 41.3 | 11.1 | 8.25 | 110 | 502 | 19.41 | TRX9146 |
| 295/75R22.5 | TL | 14 | 144 | 141 | M | 6175 | 5675 | 13 | 40.0 | 11.6 | 9.00 | 110 | 520 | 18.66 | TRX9151 |




THE TR 1000X IS A SHALLOW SKID ENGINEERED FOR TRAILERS IN URBAN, REGIONAL, AND LONG-HAUL TRANSPORTATION.

- Designed and engineered to maximize mileage and reliability.
- Chip/cut and high scrub compound to support the last mile delivery.
- Tapered relief arrows on the shoulder expel heat and reduce mechanical forces common in high scrub applications.
- Full tread siping to combat irregular wear in this free rolling wheel position.
- Smartway verification pending.

PERFORMANCE RATINGS



| SIZE | TT/TL | PLY | LOAD INDEX | | SPEED RATING | MAX LOAD (LBS) | | TREAD DEPTH 32NDS | OVERALL DIAMETER | SECTION WIDTH | RIM WIDTH | MAX PSI | REVS/ MILE | STATIC LOAD RADIUS | ITEM CODE |
|-------------|-------|-----|------------|------|--------------|----------------|------|-------------------|------------------|---------------|-----------|---------|------------|--------------------|-----------|
| | | | SINGLE | DUAL | | SINGLE | DUAL | | | | | | | | |
| 11R22.5 | TL | 16 | 146 | 143 | N | 6610 | 6005 | 21 | 41.5 | 11.0 | 8.25 | 120 | 501 | 19.33 | TRX9206 |
| 11R24.5 | TL | 16 | 149 | 146 | N | 7160 | 6610 | 21 | 43.5 | 11.0 | 8.25 | 120 | 478 | 20.31 | TRX9211 |
| 255/70R22.5 | TL | 16 | 140 | 137 | N | 2300 | 5070 | 18 | 36.3 | 10.1 | 7.50 | 120 | 567 | 17.13 | TRX9216 |
| 275/70R22.5 | TL | 18 | 148 | 145 | N | 6940 | 6395 | 18 | 37.7 | 11.0 | 8.25 | 130 | 535 | 17.60 | TRX9340 |
| 385/65R22.5 | TL | 20 | 160 | – | M | 9920 | – | 19 | 42.2 | 15.1 | 11.75 | 130 | 492 | 19.45 | TRX9251 |
| 315/80R22.5 | TL | 20 | 157 | 154 | N | 9090 | 8270 | 20 | 42.4 | 12.3 | 9.00 | 130 | 476 | 19.60 | TRX9350 |
| 425/65R22.5 | TL | 20 | 165 | – | N | 11400 | – | 21 | 42.3 | 16.6 | 12.25 | 120 | 455 | 20.40 | TRX9360 |



THE MSR 4000X IS A PREMIUM MIXED SERVICE / ALL-POSITION RADIAL WITH HIGH DURABILITY FOR ALL TYPES OF ROAD CONDITIONS. OFFERING INCLUDES 255/70R22.5 UP TO 425/65R22.5.

- Modified tread block design offers exceptional traction and stability in various road conditions.
- The cut/chip compound and deep tread deliver high traction and driveability in severe conditions while a premium four belt package provides stability on and off highway.
- Stone ejectors in all three channels to protect against stone drill and retention.
- Deep void shoulder notches offer rugged biting edges for the harshest of terrains.
- Engineered to run cool to protect the integrity on the casing and its retreadability.

PERFORMANCE RATINGS

TREAD LIFE  

TRACTION  

WET PERFORMANCE  

OFF ROAD  

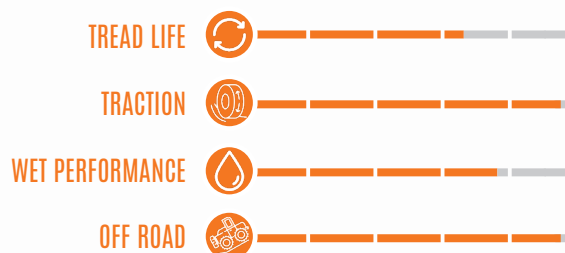
| SIZE | TT/TL | PLY | LOAD INDEX | | SPEED RATING | MAX LOAD (LBS) | | TREAD DEPTH 32NDS | OVERALL DIAMETER | SECTION WIDTH | RIM WIDTH | MAX PSI | REVS/ MILE | STATIC LOAD RADIUS | ITEM CODE |
|---------|-------|-----|------------|------|--------------|----------------|------|-------------------|------------------|---------------|-----------|---------|------------|--------------------|-----------|
| | | | SINGLE | DUAL | | SINGLE | DUAL | | | | | | | | |
| 11R22.5 | TL | 16 | 146 | 143 | K | 6610 | 6005 | 28 | 42.0 | 11.0 | 8.25 | 120 | 481 | 19.33 | TRX9410 |
| 11R24.5 | TL | 16 | 149 | 146 | K | 7160 | 6610 | 28 | 44.0 | 11.0 | 8.25 | 120 | 459 | 20.31 | TRX9420 |



DESIGNED FOR PRIMARILY SEVERE OFF-ROAD CONDITIONS.

- The cut/chip compound and deep tread deliver high traction and driveability in severe conditions while a premium four belt package provides stability on and off highway.
- Staggered 28/32 tread blocks provide excellent traction and stability in severe working conditions.
- Strategically placed stone ejectors in a radial direction protect the wide tractional voids between blocks against stone and debris damage while working in the harshest of environments.

PERFORMANCE RATINGS





LIMITED PROTECTION POLICY

TRANSMAX TIRES LIMITED PROTECTION POLICY

Thank you for your interest in Transmax brand tires for your vehicle. We are proud of the quality and performance of the wide range of Transmax products and we understand that your continued satisfaction is essential to our success.

ELIGIBILITY

This Limited Protection Policy applies to Transmax brand all-steel medium truck tires purchased on or after January 1, 2022, or, in the absence of proof of purchase, tires with a manufacturing DOT code reading 4021 or later. Eligible tires are covered by this Limited Protection Policy for up to 72 months from the date of purchase or tire manufacturer date. This Limited Protection Policy applies to the original owner of new Transmax branded all-steel medium truck tires that are operated in normal service, and used on the same vehicle on which they were originally installed according to the vehicle manufacturer's recommendations. Only Transmax tires purchased and operated in the United States and Canada are covered by this Limited Protection Policy.

6/50 FREE REPLACEMENT LIMITED PROTECTION POLICY

Transmax brand all-steel medium truck tires are covered by AOT for defects in workmanship and materials for the life of the original tread of a new tire less 2/32" (the life of the original usable tread ends when the tire tread has worn down with only 2/32" remaining, at which point the tire is considered to be fully worn out). If a defect in workmanship and materials is found in any Transmax brand all-steel medium truck tire within the first 50% of tread wear (percentage will be calculated based on difference of tread tire depth minus 2/32" compared to the original tread), AOT will refund the cost of a replacement Transmax brand all-steel medium truck tire plus the cost of mounting and balancing as follows:

- A) The defective Transmax brand all-steel medium truck tire must be replaced with a comparable new Transmax brand all-steel medium truck tire by an authorized dealer. Proof of replacement will be required.
- B) Costs of mounting and balancing will be refunded to a maximum of \$16.00 per tire. Written proof of these will be required.
- C) Applicable taxes on the new tire shall be borne by the owner.
- D) 50% free replacement applies to new first-quality tires only. Blemished, retreaded and road hazard tires are specifically excluded.

PRORATED TIRE REPLACEMENT LIMITED PROTECTION POLICY

If a defect in workmanship and materials is found in any Transmax brand all-steel medium truck tire not covered in the 6/50 Free Replacement Limited Protection Policy, a credit will be given toward the purchase of a comparable new tire in proportion of the original usable tread of the new Transmax brand tire (percentage will be calculated based on difference of tread tire depth minus 2/32" compared to the original tread). Applicable taxes on the new tire and costs of mounting and balancing service will be borne by the owner. Adjustment on out-of-balance or out-of-round tire is allowed only during the first 2/32" of the original tread.

CASING LIMITED PROTECTION POLICY

Transmax brand all-steel medium truck tires are covered when the tire becomes unserviceable or non-retreadable due to a defect in workmanship or materials. A predetermined casing allowance will be provided. The Casing Limited Protection Policy is valid during the second retreaded life or for 72 months from the date of manufacturer, whichever comes first. The second retreaded life is considered to end when the remaining tread on the second retread reaches 2/32" or less. If an examination shows that a casing of a Transmax brand all-steel medium truck tire failed from workmanship or materials, AOT will give credit toward the purchase price of a comparable new Transmax brand all-steel medium truck tire in the amount indicated below:

| | |
|-------------------------------|---------|
| All 17.5 inch rim sizes | \$20.00 |
| All 19.5 inch rim sizes | \$20.00 |
| 255/70R22.5 | \$50.00 |
| 11R22.5, 12R22.5, 295/75R22.5 | \$60.00 |
| 11R24.5, 285/75R24.5 | \$60.00 |
| 315/80R22.5 | \$60.00 |

WHAT IS NOT COVERED BY THIS LIMITED PROTECTION POLICY?

- A) All AOT Protection Policies are limited to the original purchaser and the original vehicle on which they are mounted for a period of 72 months from the date of manufacture and are not assignable to subsequent purchasers or vehicles.
- B) This Limited Protection Policy is applicable only in the United States and Canada and any tire used or equipped on a vehicle registered or operated outside the United States and Canada are not covered by this Limited Protection Policy.
- C) The following is not covered by the Limited Protection Policy:
 - 1) Tire is branded or marked "Non-Adjustable" (N/A) or "Blemished" (Blem), or previously adjusted.
 - 2) Failure, damage or irregular wear due to: a) road hazards (i.e. puncture, cut, snag, impact breaks, etc.), wreck collision; b) fire, accident or vandalism; c) mechanical conditions of vehicle, including improper alignment, improper inflation, improper mounting, wheel imbalance, faulty shocks or brakes; d) overloading the tire beyond maximum load capacity stated on the sidewall; e) misapplication of tire, use of improper inner tube; f) alteration of the tire or addition of alien material or transfer from one vehicle to another; and g) radial truck tire failed due to faulty retreading or material.
 - 3) Cost of mounting and balancing service except as noted above.
 - 4) Loss of time or use, inconvenience or any incidental damages to include cost of towing or transportation, related property damage or consequential damages of any type or nature except as prohibited by law.
 - 5) Tires older than 72 months from the date of manufacture as determined by the DOT/Serial number.

OWNER'S OBLIGATIONS

In order to be eligible for the AOT Limited Protection Policy service, the owner must:

- A) Present the defective tire to an authorized dealer from which the original purchase was made.
- B) Present proof of purchase to the satisfaction of the dealer.
- C) Complete and sign an AOT Limited Protection Policy Claim Form, which is available at any authorized dealer.
- D) Pay the amount due on a new tire, less the amount of credit, including taxes, mounting and balancing charges or cost of other services rendered.

DISCLAIMER

This Limited Protection Policy, or any Protection Policy stated or referred to herein, is exclusive and in lieu of any other Protection Policy regarding the quality of Transmax brand all-steel medium truck tires, whether expressed or implied, and remedies for breach thereof shall be limited to those specifically provided herein. This Limited Protection Policy is subject to change without notice.



NOTES



AMERICAN OMNI TRADING COMPANY
1221 Park West Green Drive | Katy, TX 77494
Corporate Phone | 281-600-8743
american-omni.com/transmax

