



**LANCASTER**  
TIRES

**PRODUCT CATALOG** 2023



# **TIRE LINEUP**

## **PASSENGER & LIGHT TRUCK**

### **ULTRA HIGH PERFORMANCE**



**LR-66**

**CROSSOVER / SUV**

### **TOURING**



**LR-16**

**ALL TERRAIN**

### **SPORT TRUCK**



**LX-01**

**RUGGED TERRAIN**



**LS-07 H/T**

**MAX TRACTION**



**LS-37 A/T**



**LS-57 R/T**



**LS-67 M/T**





# LR-66

## ULTRA HIGH PERFORMANCE



The **LR-66** ultra-high-performance all-season tire is specially designed for the driving enthusiast; delivering responsive handling, cornering stability, and traction.

- The asymmetrical pattern provides performance tuned from the inside-to-outside. The higher density inner siping improves wet and light snow traction; while the outside provides excellent dry handling and cornering stability. Asymmetric tread patterns allow for cross-rotation to maximize tread life.
- Wide circumferential grooves evacuate water more effectively to improve traction in wet conditions.

Size	Load	LI/SR	Tread Depth (32nds)	Overall Diameter (in)	Section Width (in)	Max Load @ PSI	UTQG	Stock #
195/55R16	STD	87V	9.6	24.4	7.9	1201@44	420AA	LC0170
205/45ZR16	XL	87W	9.6	23.2	8.1	1201@49	420AA	LC0140
205/50ZR16	STD	87W	9.6	24.1	8.4	1201@44	420AA	LC0150
205/55R16	STD	91V	9.6	24.9	8.4	1356@44	420AA	LC0180
215/55ZR16	XL	97W	9.6	25.3	8.9	1609@49	420AA	LC0190
225/50ZR16	STD	92W	9.6	24.9	9.2	1389@44	420AA	LC0160
225/55ZR16	XL	99W	9.6	25.7	9.2	1709@49	420AA	LC0200
205/60R16	STD	92V	9.6	25.7	8.2	1389@44	420AA	LC0210
205/65R16	STD	95H	9.6	26.5	8.2	1521@44	420AA	LC0250
215/60R16	STD	95H	9.6	26.1	8.7	1521@44	420AA	LC0220
225/60R16	STD	98V	9.6	26.6	9.0	1653@44	420AA	LC0230
235/60R16	STD	100H	9.6	27.1	9.4	1764@44	420AA	LC0240
205/40ZR17	XL	84W	9.6	23.5	8.3	1102@49	420AA	LC0260
205/45ZR17	XL	88W	9.6	24.3	8.1	1235@49	420AA	LC0280
205/50ZR17	XL	93W	9.6	25.1	8.4	1433@49	420AA	LC0330
215/45ZR17	XL	91W	9.6	24.6	8.4	1356@49	420AA	LC0290
215/50ZR17	XL	95W	9.6	25.5	8.9	1521@49	420AA	LC0340
215/55ZR17	XL	98W	9.6	26.3	8.9	1653@49	420AA	LC0370
225/45ZR17	XL	94W	9.6	25.0	8.9	1477@49	420AA	LC0300
225/50ZR17	XL	98W	9.6	25.9	9.2	1653@49	420AA	LC0350

Size	Load	LI/SR	Tread Depth (32nds)	Overall Diameter (in)	Section Width (in)	Max Load @ PSI	UTQG	Stock #
225/55ZR17	XL	101W	9.6	26.8	9.2	1819@49	420AA	LC0380
235/45ZR17	XL	97W	9.6	25.4	9.3	1609@49	420AA	LC0310
235/50ZR17	XL	100W	9.6	26.3	9.6	1764@49	420AA	LC0360
235/55ZR17	XL	103W	9.6	27.2	9.6	1929@49	420AA	LC0390
245/40ZR17	XL	95W	9.6	24.7	9.8	1521@49	420AA	LC0270
245/45ZR17	XL	99W	9.6	25.7	9.6	1709@49	420AA	LC0320
215/40ZR18	XL	89W	9.6	24.8	8.6	1279@49	420AA	LC0410
225/40ZR18	XL	92W	9.6	25.1	9.1	1389@49	420AA	LC0420
225/45ZR18	XL	95W	9.6	25.9	8.9	1521@49	420AA	LC0450
235/40ZR18	XL	95W	9.6	25.4	9.5	1521@49	420AA	LC0430
235/45ZR18	XL	98W	9.6	26.3	9.3	1653@49	420AA	LC0460
235/50ZR18	XL	101W	9.6	27.3	9.6	1819@49	420AA	LC0480
245/40ZR18	XL	97W	9.6	25.7	9.8	1609@49	420AA	LC0440
245/45ZR18	XL	100W	9.6	26.7	9.6	1764@49	420AA	LC0470
255/35ZR18	XL	94W	9.8	25.0	10.2	1477@49	420AA	LC0400
225/40ZR19	XL	93W	9.6	26.1	9.1	1433@49	420AA	LC0500
235/35ZR19	XL	91W	9.6	25.5	9.5	1356@49	420AA	LC0490
235/40ZR19	XL	96W	9.6	26.4	9.5	1565@49	420AA	LC0510
225/30ZR20	XL	85W	9.6	25.4	9.1	1135@49	420AA	LC0520
225/35ZR20	XL	93W	9.6	26.5	10.9	1433@49	420AA	LC0540
235/35ZR20	XL	92W	9.6	26.5	9.5	1389@49	420AA	LC0550
245/35ZR20	XL	95W	9.6	26.8	9.8	1521@49	420AA	LC0560
245/40ZR20	XL	99W	9.6	27.7	9.8	1709@49	420AA	LC0580
245/45ZR20	XL	103W	9.6	28.7	9.6	1929@49	420AA	LC0600
255/35ZR20	XL	97W	9.8	27.0	10.2	1609@49	420AA	LC0570
275/30ZR20	XL	97W	9.8	26.5	10.9	1609@49	420AA	LC0530
275/40ZR20	XL	106W	9.8	28.7	10.9	2094@49	420AA	LC0590
275/45R20	XL	110V	9.8	29.8	10.7	2337@49	420AA	LC0610
285/50R20	STD	112V	10.1	31.3	11.7	2469@44	420AA	LC0620

# LP-16

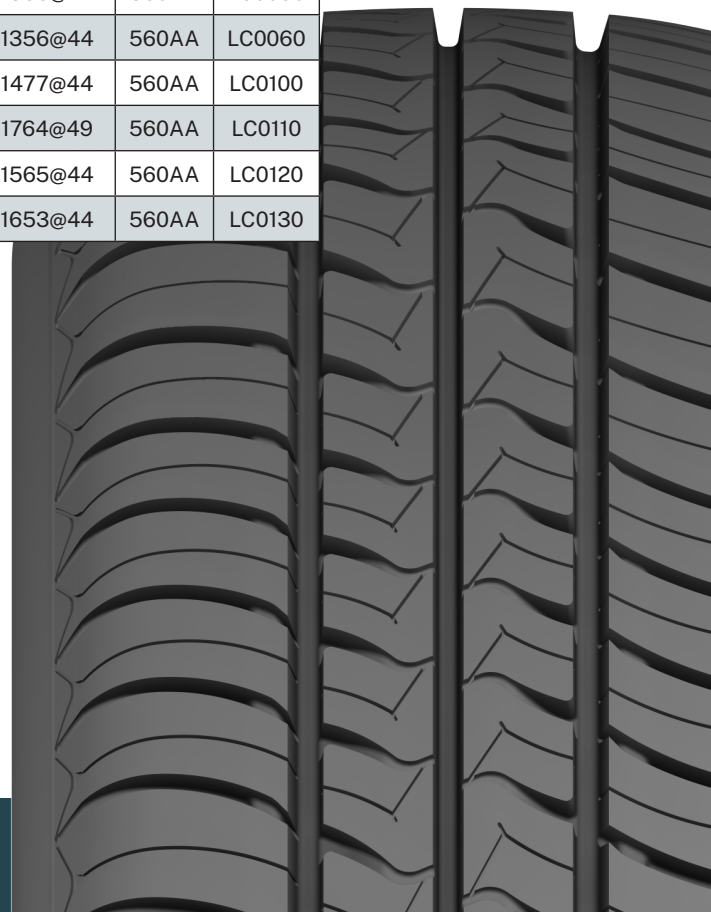
## ALL-SEASON TOURING



The **LP-16** all-season touring tire is engineered for small to midsize vehicles offering drivers a quiet and comfortable ride with excellent handling.

- Optimized pitch sequence reduces tread pattern noise for a quiet ride.
- Wide circumferential grooves and siping improves traction in wet and light snow conditions.

Size	Load	LI/ SR	Tread Depth (32nds)	Overall Diameter (in)	Section Width (in)	Max Load @ PSI	UTQG	Stock #
175/65R15	STD	84H	9.6	24.0	7.0	1102@44	560AA	LC0070
185/55R15	STD	82V	9.6	23.0	7.6	1047@44	560AA	LC0020
185/60R15	XL	88H	9.6	23.7	7.4	1235@49	560AA	LC0040
185/65R15	STD	88H	9.6	24.4	7.4	1235@44	560AA	LC0080
195/50R15	STD	82V	9.6	22.7	7.9	1047@44	560AA	LC0010
195/55R15	STD	85V	9.6	23.4	7.9	1135@44	560AA	LC0030
195/60R15	STD	88V	9.6	24.2	7.9	1235@44	560AA	LC0050
195/65R15	STD	91V	9.6	25.0	7.9	1356@44	560AA	LC0090
205/60R15	STD	91V	9.6	24.7	8.2	1356@44	560AA	LC0060
205/65R15	STD	94H	10.1	25.5	8.2	1477@44	560AA	LC0100
215/65R15	XL	100H	10.1	26.0	8.7	1764@49	560AA	LC0110
205/70R15	STD	96H	10.1	26.3	8.2	1565@44	560AA	LC0120
215/70R15	STD	98T	10.1	26.9	8.7	1653@44	560AA	LC0130



# LX-01

## SPORT TRUCK



The **LX-01** sport truck tire is designed with an asymmetric tread pattern to provide exceptional handling and stability for the larger fitment sizes.

- Optimized pitch sequence reduces tread pattern noise for a quiet ride.
- Large shoulder elements provide tire stability and enhanced control when cornering.

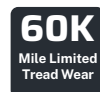
Size	Load	LI/SR	Tread Depth (32nds)	Overall Diameter (in)	Section Width (in)	Max Load @ PSI	UTQG	Stock #
265/50R20	XL	111V	10.1	30.5	10.9	2403@49	420AA	LC0630
235/30ZR22	XL	90W	10.1	27.6	9.5	1323@49	420AA	LC0640
245/30ZR22	XL	92W	10.1	27.8	9.8	1389@49	420AA	LC0650
255/30ZR22	XL	95Y	10.1	28.1	10.2	1521@49	420AA	LC0660
265/40R22	XL	106V	10.1	30.4	10.7	2094@49	420AA	LC0680
265/35R22	XL	102V	10.1	29.3	10.7	1874@49	420AA	LC0670
305/45R22	XL	118V	10.1	32.8	11.9	2910@49	420AA	LC0700
305/40R22	XL	114V	10.1	31.6	12.3	2601@49	420AA	LC0690
255/30ZR24	XL	97W	10.1	30.1	10.2	1609@49	420AA	LC0720
275/30ZR24	XL	101W	10.1	30.6	10.9	1819@49	420AA	LC0730
275/25ZR24	XL	96W	10.1	29.4	11.1	1565@49	420AA	LC0710
305/35R24	XL	112V	10.1	32.4	12.3	2469@49	420AA	LC0740
305/30ZR26	XL	109W	10.1	33.2	12.3	2271@49	420AA	LC0750





# LS-07 H/T

## CROSSOVER & SPORT UTILITY



The **LS-07 H/T** crossover and sport utility all-season tire is engineered for small to midsize vehicles offering drivers a quiet and comfortable ride with excellent handling.

- Optimized pitch sequence reduces tread pattern noise for a quiet ride.
- Wide circumferential grooves and siping improves traction in wet and light snow conditions.

Size	Load	LI/SR	Tread Depth (32nds)	Overall Diameter (in)	Section Width (in)	Max Load @ PSI	UTQG	Stock #
235/75R15	XL	109T	9.8	28.9	9.3	2271@49	480AA	LC0760
215/65R16	STD	98H	9.8	27.0	8.7	1653@44	480AA	LC0770
215/70R16	STD	100H	9.8	27.9	8.7	1764@44	480AA	LC0790
225/70R16	STD	103T	9.8	28.4	9.0	1929@44	480AA	LC0800
235/65R16	XL	107H	9.8	28.0	9.4	2149@49	480AA	LC0780
235/70R16	STD	106T	9.8	29.0	9.4	2094@44	480AA	LC0810
245/70R16	XL	111T	9.8	29.5	9.8	2403@49	480AA	LC0820
255/70R16	STD	111H	10.1	30.1	10.2	2403@44	480AA	LC0830
265/70R16	STD	112T	10.1	30.6	10.7	2469@44	480AA	LC0840
215/60R17	STD	96V	9.8	27.2	8.7	1565@44	480AA	LC0850
225/60R17	STD	99V	9.8	27.6	9.0	1709@44	480AA	LC0860
225/65R17	STD	102T	9.8	28.5	9.0	1874@44	480AA	LC0880
235/60R17	STD	102H	9.8	28.1	9.4	1874@44	480AA	LC0870
235/65R17	XL	108H	9.8	29.1	9.4	2205@49	480AA	LC0890
245/65R17	STD	107H	9.8	29.5	9.8	2149@44	480AA	LC0900
245/70R17	STD	110H	9.8	30.6	9.8	2337@44	480AA	LC0910
265/70R17	STD	115T	9.8	31.7	10.7	2679@44	480AA	LC0920
235/55R18	XL	104V	9.8	28.1	9.6	1984@49	480AA	LC0930
255/55ZR18	XL	109W	9.8	29.0	10.4	2271@49	480AA	LC0940
235/60R18	XL	107V	9.8	29.1	9.4	2149@49	480AA	LC0950
265/60R18	STD	110H	9.8	30.5	10.7	2337@44	480AA	LC0960
275/65R18	STD	116H	10.1	32.1	11.0	2756@44	480AA	LC0970
275/55R20	XL	117H	9.8	31.9	11.2	2833@49	480AA	LC0980
275/60R20	STD	115T	9.8	33.0	11.0	2679@44	480AA	LC0990



# LS-37 A/T

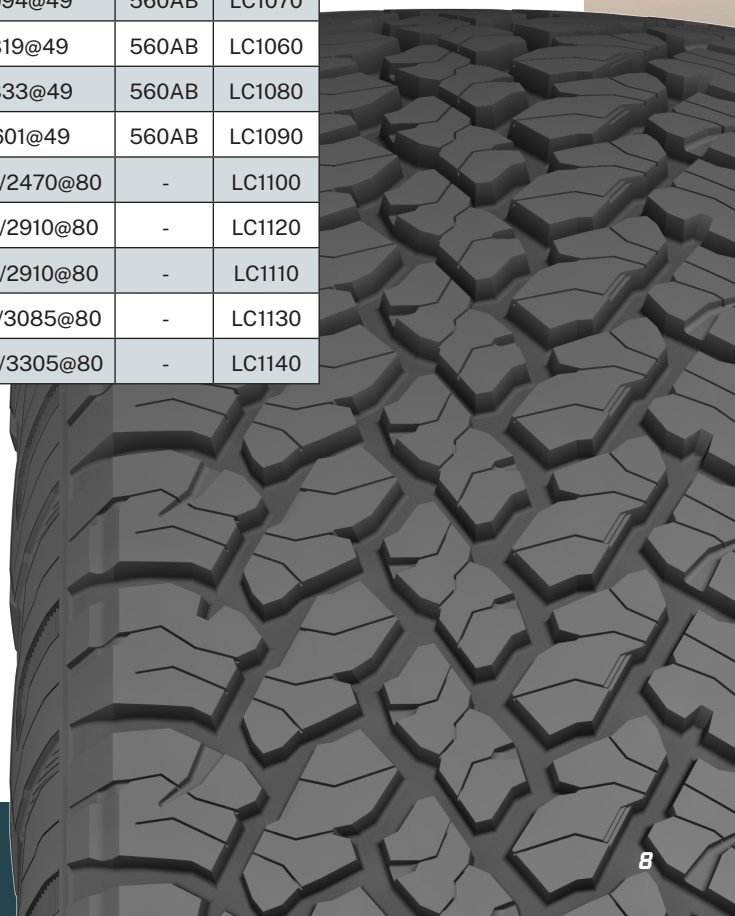
## SUV & LIGHT TRUCK ALL-TERRAIN



The **LS-37 A/T** is a purpose build tire designed for off-road terrains with excellent on-road manners available in both sport utility and light truck sizes.


- The specially designed tread pattern delivers excellent on-road and off-road all-terrain performance.
- The zig-zag grooves provide added traction in mud, dirt, and other soft surface terrains.

Size	Load	LI/SR	Tread Depth (32nds)	Overall Diameter (in)	Section Width (in)	Max Load @ PSI	UTQG	Stock #
235/70R16	STD	106T	13.0	29.0	9.4	2094@44	560AB	LC1000
265/70R16	STD	112T	13.0	30.6	10.4	2469@44	560AB	LC1010
275/70R16	STD	114S	13.0	31.2	11.0	2601@44	560AB	LC1020
265/65R17	STD	112S	13.0	30.6	10.7	2469@44	560AB	LC1030
275/65R17	STD	115S	13.0	31.1	11.0	2679@44	560AB	LC1040
285/65R17	STD	116S	13.0	31.6	11.5	2756@44	560AB	LC1050
255/50R18	XL	106H	13.0	28.1	10.4	2094@49	560AB	LC1070
265/40R18	XL	101H	13.0	26.3	10.7	1819@49	560AB	LC1060
275/55R20	XL	117H	13.0	31.9	11.2	2833@49	560AB	LC1080
285/45R22	XL	114H	13.0	32.1	11.2	2601@49	560AB	LC1090
LT225/75R16	E/10	115/112S	16.0	29.5	8.8	2680/2470@80	-	LC1100
LT245/75R17	E/10	121/118S	16.0	31.7	9.8	3195/2910@80	-	LC1120
LT285/70R17	E/10	121/118Q	16.0	33.0	10.7	3195/2910@80	-	LC1110
LT275/65R18	E/10	123/120S	16.0	32.3	11.0	3415/3085@80	-	LC1130
LT275/70R18	E/10	125/122S	16.0	33.4	11.0	3640/3305@80	-	LC1140



# LS-57 R/T

## LIGHT TRUCK RUGGED-TERRAIN



The **LS-57 R/T** is engineered to conquer the rugged off-road adventures and bring you home with excellent on-road handling

- The specially designed multi-angle tread blocks provide excellent off-road performance in mud, dirt, gravel, and other soft surfaces.
- Integrated stone ejector ribs protect the carcass from stone drilling.

Size	Load	LI/SR	Tread Depth (32nds)	Overall Diameter (in)	Section Width (in)	Max Load @ PSI	UTQG	Stock #
LT285/55R20	E/10	122/119Q	17.0	32.6	11.7	3305/3000@80	-	LC1150
33x12.50R17LT	E/10	120Q	17.0	32.8	12.5	3085@65	-	LC1160
35x12.50R17LT	E/10	121Q	17.0	34.8	12.5	3195@65	-	LC1170
33x12.50R18LT	E/10	118Q	17.0	32.8	12.5	2910@65	-	LC1180
35x12.50R18LT	E/10	123Q	17.0	34.8	12.5	3415@65	-	LC1190
33x12.50R20LT	E/10	114Q	17.0	32.8	12.5	2600@65	-	LC1200
35x12.50R20LT	E/10	121Q	17.0	34.8	12.5	3195@65	-	LC1210
33x12.50R22LT	E/10	109Q	17.0	32.8	12.5	2270@65	-	LC1220
35x12.50R22LT	E/10	117Q	17.0	34.8	12.5	2835@65	-	LC1230



# LS-67 M/T

## LIGHT TRUCK MAX-TRACTION



The **LS-67 M/T** is made for consumers seeking the ultimate in off-road traction; whether it be mud, dirt, sand, gravel or rocks.

- The highly aggressive dual (A/B) pitch pattern provides excellent off-road performance in mud, dirt, gravel, and other soft surfaces
- Integrated stone ejector ribs protect the carcass from stone drilling.

Size	Load	LI/SR	Tread Depth (32nds)	Overall Diameter (in)	Section Width (in)	Max Load @ PSI	UTQG	Stock #
LT285/70R17	E/10	121/118Q	19.5	33.0	11.5	3195/2910@80	-	LC1240
LT285/55R20	E/10	122/119Q	19.5	32.6	11.7	3307/2998@80	-	LC1250
33X12.50R15LT	C/6	108Q	19.5	32.8	12.5	2205@35	-	LC1260
35X12.50R15LT	C/6	113Q	19.5	34.8	12.5	2535@35	-	LC1270
33x12.50R17LT	E/10	120Q	19.5	32.8	12.5	3085@65	-	LC1280
35x12.50R17LT	E/10	121Q	19.5	34.8	12.5	3195@65	-	LC1290
33x12.50R18LT	E/10	118Q	19.5	32.8	12.5	2910@65	-	LC1300
35x12.50R18LT	E/10	123Q	19.5	34.8	12.5	3415@65	-	LC1310
33X12.50R20LT	E/10	114Q	19.5	32.8	12.5	2600@65	-	LC1320
35X12.50R20LT	E/10	121Q	19.5	34.8	12.5	3195@65	-	LC1330
37X13.50R20LT	F/12	128Q	19.5	36.8	13.6	3970@80	-	LC1340
33X12.50R22LT	F/12	114Q	19.5	32.8	12.5	2600@80	-	LC1350
35X12.50R22LT	F/12	121Q	19.5	34.8	12.5	3195@80	-	LC1360
37X13.50R22LT	F/12	128Q	19.5	36.8	13.6	3970@80	-	LC1370
35x12.50R24LT	E/10	111Q	19.5	34.8	12.5	2405@65	-	LC1380
37x13.50R24LT	F/12	124Q	19.5	36.8	13.6	3525@80	-	LC1390





## Lancaster Tires (LPP) Limited Protection Policy

Thank you for your interest in Lancaster brand tires for your vehicle. We are proud of the quality and performance of the wide range of Lancaster products, and we understand that your continued satisfaction is essential to our success.

### Eligibility

This Limited Protection Policy applies to Lancaster brand passenger and light truck tires purchased on or after June 1, 2022, or, in the absence of proof of purchase, tires with a manufacturing DOT code reading DOT 2022 or later. Eligible tires are covered by this Limited Protection Policy for up to 60 months from the date of purchase or tire manufacturer date. This Limited Protection Policy applies to the original owner of new Lancaster branded passenger and light truck tires that are operated in normal service and used on the same vehicle on which they were originally installed according to the vehicle manufacturer's recommendations. Only Lancaster tires purchased and operated in the United States and Canada are covered by this Limited Protection Policy. For Lancaster branded product purchased thru an online retailer, a tire claim must go back to the original selling Lancaster dealer. The online retailer where the Lancaster branded product was purchased would need to facilitate the claim with that authorized Lancaster dealer on the consumer's behalf.

### What is covered by our exclusive No Questions Asked, 25/365 Free Replacement Limited Protection Policy?

The Lancaster No Questions Asked, 25/365 Free Replacement Limited Protection Policy will fully cover (100% credit) all eligible Lancaster brand passenger and light truck tires should one become unserviceable due to defective workmanship, materials, road hazard or a condition other than those listed below during the first 25% of usable treadwear or one year from date of purchase, whichever occurs first.

Tires not eligible for the No Questions Asked, 25/365 Free Replacement Limited Protection Policy that are removed from service due to a covered condition will be replaced with a comparable new Lancaster brand tire on a prorated basis for a period up to 60 months from the date of purchase or tire manufacturer date, or when the treadwear indicators become visible (worn to 2/32"), whichever occurs first.

### What is a comparable tire?

A comparable tire may be either the same line and pattern of tire or, in the event that the tire is not available, a tire of the same construction and quality with a different sidewall or tread configuration. If a higher priced tire is accepted as replacement, the difference in price will be at an additional charge to the owner. Any Lancaster brand replacement tire provided pursuant to this Limited Protection Policy will be covered by the Lancaster Limited Protection Policy in effect at the time of replacement.

### Mileage coverage plan

If an eligible tire wears down to the treadwear indicator bars (2/32") and the tire has not delivered the miles specified below, Lancaster will provide a prorated adjustment based on actual mileage delivered. The cost of mounting, balancing and any other service charges including applicable taxes are excluded from reimbursement.

Pattern	Coverage Plan (Miles/Km)	25/365	Workmanship & Materials (Mo.)
LX-01	40,000/65,000	Yes	60
LR-66	45,000/75,000	Yes	60
LP-16	60,000/100,000	Yes	60
LS-37 A/T	45,000/75,000	Yes	60
LS-07 H/T	60,000/100,000	Yes	60
LS-67 M/T	N/A	Yes	60
LS-57 R/T	40,000/65,000	Yes	60

The Mileage Coverage Plan applies only to the original purchaser and the tires have been used only on the vehicle on which they were originally installed according to the vehicle manufacturer's recommendations. The Mileage Coverage Plan does not apply to tires used in commercial applications. Tires that have not been rotated at least every 6,000 miles as evidenced by a completed rotation schedule are excluded. Likewise, tires in service for more than 60 months regardless of mileage attained are excluded.

### What is not covered by the Limited Protection Policy?

- Improper operation or maintenance. This includes, but is not limited to, effects caused by improper tire inflation and/or improper load/speed practices and/or improper or insufficient tire rotation.
- Wear due to improper vehicle alignment including but not limited to, uneven, cupping, irregular, spotty and feathering wear
- Deliberate abuse or vandalism
- Ride or vibration complaint after the first 1/32" of treadwear
- Damage due to snow chain usage, improper mounting/dismounting or automotive accident
- Tires used in a commercial applications are not eligible for 25/365 or Mileage coverage where applicable.

### Owner's obligations

To make an eligible claim under this Limited Protection Policy, tires must be rotated with the prescribed rotation patterns as recommended by either the vehicle owner's manual or an authorized Lancaster tire dealer. Owner must present an original tire sales invoice indicating the date of purchase, tire description and odometer mileage. Adjustment tires must be presented to an authorized Lancaster dealer and those tires replaced become the property of Lancaster Tires. Installation charges such as mounting, dismounting and balancing, as well as, any applicable taxes and government-mandated charges on the services rendered at the time of adjustment is the owner's responsibility. Adjustment claims must be completed on an approved claim form, supplied by an authorized Lancaster dealer, and submitted at time of adjustment.

### What are your legal rights?

No Representative or Dealer has authority to make any representation, promise or agreement on behalf of Lancaster, except as stated herein.

Any tire, no matter how well constructed, may fail in service or otherwise become unserviceable due to conditions beyond the control of the tire manufacturer. Under no circumstances is this Limited Protection Policy a representation that a tire failure cannot occur. This Limited Protection Policy gives you specific legal rights and you may also have other rights that vary from state to state or province to province.

**Disclaimer:** This Limited Protection Policy is in lieu of, and Lancaster Tires hereby disclaims, any and all other Limited Protection Policies and representations, express or implied, including without limitation any Protection Policy of merchantability of fitness for a particular purpose, and no other Limited Protection Policy or representation of any kind is made by Lancaster Tires or shall be implied by law. This Limited Protection Policy is subject to change without notice.

**Limitation of damages:** In no event and under no circumstance shall Lancaster Tires be liable to the buyer for any indirect, special, incidental, consequential, lost profit, loss of business, loss of goodwill or reputation, punitive or other damage, cost (including for replacement transportation), expense or loss of any kind. Some states and provinces do not allow the exclusion or limitation of incidental or consequential damages, so the above limitation or exclusion may not apply to you.

### Lancaster tire care and maintenance guide

Proper inflation pressure is essential for optimum tire performance, safety, and fuel economy. Check for proper inflation pressure at least monthly while tires are cool, as tires will warm up from use after several miles so it is best to check before driving. Use a quality handheld accurate air pressure gauge. It is best to occasionally have your Lancaster tires inspected by a professional tire shop, as it is difficult to tell just by looking at radial tires whether they are under-inflated or over-inflated. Furthermore, when operating a vehicle equipped with radial tires, it is difficult to notice when a tire has gone flat or nearly flat since the handling of the vehicle may not deteriorate significantly. Remember to always maintain inflation pressure at the level recommended by the vehicle manufacturer as shown on the vehicle placard, on the vehicle certification label or in the vehicle owner's manual.

Evidence of air loss or repeated under-inflation always requires expert inspection to determine the source of leakage and tire removal to determine repairability. To avoid injury, NEVER attempt to re-inflate a tire that has been in operation severely under-inflated. Progressive air loss may result from a variety of conditions such as punctures, cuts, curbing, impacts or partial bead unsealing. Some installation or fitment causes for air loss are (1) incomplete bead seating, (2) tearing of the tire bead caused by a machine tool due to insufficient lubrication or improper adjustment, and (3) leaking valve core or rubber valve components. These should be corrected or replaced when problems are detected and/or whenever tires are replaced.

Under-inflation is the leading cause of tire failure and may result in severe cracking, component separation or complete loss of air. Under-inflation reduces tire load carrying capacity, allows for excessive sidewall flexing and increases rolling resistance, resulting in potential heat build-up and mechanical damage. Maintaining proper inflation pressure is the most important thing you can do to help promote tire safety, durability and maximize tread life.

Over-inflation will deteriorate ride quality, reduce braking ability and generate unwanted vibration. Over-inflation also increases the chances of impact damage.

### Don't overload your vehicle

The maximum load capacity stamped on the sidewalls of P-metric tires is reduced by ten percent when used on a light truck, utility vehicle. Never fit P-metric tires to light trucks that specify LT-type replacement tires.

This image shows a single sheet of white paper with horizontal ruling lines. The lines are evenly spaced and run across the width of the page. There are no margins, text, or other markings on the paper.



## This image shows a blank sheet of white paper with horizontal ruling lines. The lines are evenly spaced and run across the width of the page. There are no margins, text, or other markings on the paper.



This image shows a single sheet of white paper with horizontal ruling lines. The lines are evenly spaced and run across the width of the page. There are no margins, text, or other markings on the paper.



**LANCASTER**  
TIRES