

TRANSMAX



PRODUCT CATALOG

TRANSMAX



PS 2000X



RS 2000X



AP 2000X



CS 3000X




OS 3000X



TR 1000X



MSR 4000X




MSD 4000X

UNDER DEVELOPMENT

PS 2000X

Premium Steer

Size	TT/ TL	Ply	Load Index		Speed Rating	Max Load (LBS)		Tread Depth 32nds	Overall Diameter	Section Width	Rim Width	Max PSI	Revs/ Mile	Static Load Radius	Item Code
			Single	Dual		Single	Dual								
11R22.5	TL	16	146	143	M	6610	6005	18	41.50	10.79	8.25	120	501	491	TRX9096
11R24.5	TL	16	149	146	M	7160	6610	18	43.46	10.79	8.25	120	478	516	TRX9101
285/75R24.5	TL	14	144	141	M	6175	5675	18	41.34	11.14	8.25	110	502	493	TRX9106
295/75R22.5	TL	14	144	141	M	6175	5675	18	39.92	11.57	9.00	110	520	474	TRX9111



The PS 2000X is a premium, over-the-road design optimized for the steer axle.

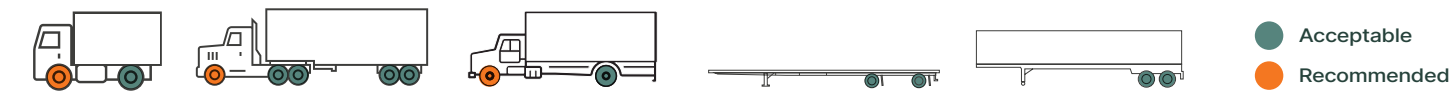
- This 18/32” tread depth OTR steer tire promotes long mileage exception handling
- Wide footprint maximizes weight dispersion for even, uniform wear
- Advanced cap base tread compound offers low rolling resistance for improved fuel economy (Smartway Verification pending)
- Wide primary grooves provide excellent water dispersion which improves handling in high-speed conditions
- Shoulder stress relief notches keep this premium steer tire running cool while protecting against irregular wear



RS 2000X

Regional Steer

Size	TT/TL	Ply	Load Index		Speed Rating	Max Load (LBS)		Tread Depth 32nds	Overall Diameter	Section Width	Rim Width	Max PSI	Revs/ Mile	Static Load Radius	Item Code
			Single	Dual		Single	Dual								
11R22.5	TL	14	144	142	M	6175	5840	18	41.50	10.79	8.25	105	501	491	TRX9116
11R24.5	TL	14	146	143	M	6610	6005	18	43.46	10.79	8.25	105	478	516	TRX9121
285/75R24.5	TL	14	144	141	M	6175	5675	18	41.34	11.14	8.25	110	502	493	TRX9126
295/75R22.5	TL	14	144	141	M	6175	5675	18	39.92	11.57	9.00	110	520	474	TRX9131



The RS 2000X regional steer tire is designed to maximize stability and tread life in the harshest of regional road surfaces and conditions.

- This 18/32 tread depth tire promotes long mileage and exceptional handling in regional applications
- Wide footprint maximizes weight dispersion promoting even, uniform treadwear
- Wide tread grooves provide excellent water dispersion from the contact patch which promotes handling on regional infrastructures
- Strategically placed siping minimizes and combats free-rolling irregular wear at higher speeds.



AP 2000X

All-Position

Size	TT/TL	Ply	Load Index		Speed Rating	Max Load (LBS)		Tread Depth 32nds	Overall Diameter	Section Width	Rim Width	Max PSI	Revs/ Mile	Static Load Radius	Item Code
			Single	Dual		Single	Dual								
11R22.5	TL	16	146	143	M	6610	6005	18	41.50	10.79	8.25	120	501	491	TRX9001
11R24.5	TL	16	149	146	M	7160	6610	18	43.46	10.79	8.25	120	478	516	TRX9006
215/75R17.5	TL	16	135	133	L	4805	4540	16	30.20	8.62	6.00	123	688	359	TRX9011
225/70R19.5	TL	14	128	126	M	3970	3750	18	31.93	8.98	6.75	110	650	382	TRX9016
235/75R17.5	TL	18	143	141	L	6005	5675	16	31.38	9.37	6.75	127	662	372	TRX9021
245/70R17.5	TL	18	143	141	K	6005	5675	16	31.06	9.92	7.50	130	669	364	TRX9026
245/70R19.5	TL	16	135	133	M	4805	4540	18	33.03	9.84	7.50	120	629	391	TRX9031
255/70R22.5	TL	16	140	137	M	5510	5070	18	36.61	9.84	7.50	120	567	435	TRX9036
285/75R24.5	TL	14	144	141	M	6175	5675	18	41.34	11.14	8.25	110	502	493	TRX9041
295/75R22.5	TL	16	146	143	M	6610	6005	18	39.92	11.57	9.00	120	520	474	TRX9046

*315/80R22.5

Specifications under development

*Phase 2 available in Q1 2022



The AP 2000X has a premium cap base tread compound to keep this tire running cool while the robust four belt construction promotes slow even treadwear in every position.

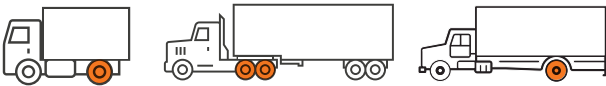
- 16-20* ply construction and 16/32 to 18/32 by size and application
- Five wide ribs support minimized tread distortion and improve tread life in P&D and inner-city applications
- Enhanced siping on every rib and biting edges at the intermediary ribs support grip and flex properties while reducing irregular wear patterns



CS 3000X

Closed Shoulder Drive

Size	TT/ TL	Ply	Load Index		Speed Rating	Max Load (LBS)		Tread Depth 32nds	Overall Diameter	Section Width	Rim Width	Max PSI	Revs/ Mile	Static Load Radius	Item Code
			Single	Dual		Single	Dual								
11R22.5	TL	16	146	143	M	6610	6005	28	41.93	10.79	8.25	120	495	491	TRX9051
11R24.5	TL	16	149	146	M	7160	6610	28	43.94	10.79	8.25	120	473	516	TRX9056
285/75R24.5	TL	14	144	141	M	6175	5675	28	41.81	11.14	8.25	110	497	493	TRX9061
295/75R22.5	TL	14	144	141	M	6175	5675	28	40.39	11.57	9.00	110	514	474	TRX9066



The CS 3000X is a premium closed shoulder drive tire for regional and long-haul applications. This versatile drive tire outperforms in various types of application.

- Enhanced siping and wide chevron grooves in the intermediary tread blocks offer exceptional water and material dispersion while the wide solid shoulder ribs provide stability and promote slow even wear
- Cap base compound to support reduced fuel consumption
- Smartway verification pending



OS 3000X

Open Shoulder Drive

Size	TT/TL	Ply	Load Index		Speed Rating	Max Load (LBS)		Tread Depth 32nds	Overall Diameter	Section Width	Rim Width	Max PSI	Revs/ Mile	Static Load Radius	Item Code
			Single	Dual		Single	Dual								
11R22.5	TL	16	146	143	M	6610	6005	28	41.48	10.79	8.25	120	495	491	TRX9071
11R24.5	TL	16	149	146	M	7160	6610	28	43.94	10.79	8.25	120	473	516	TRX9076
225/70R19.5	TL	14	128	126	M	3970	3750	18	31.93	8.98	6.75	110	650	382	TRX9081
285/75R24.5	TL	14	144	141	M	6175	5675	28	41.81	11.14	8.25	110	497	493	TRX9086
295/75R22.5	TL	14	144	141	M	6175	5675	28	40.39	11.57	9.00	110	514	474	TRX9091
*245/70R19.5 Specifications under development															
*Phase 2 available in Q2 2022															



This premium 28/32 open shoulder drive performs exceptional in a variety of applications and varying road conditions.

- Acceptable
- Recommended

- An advanced block design offers increased traction and heat dispersion across the entire footprint to support slow, even treadwear and casing integrity for retreadability.
- The full footprint siping provides excellent water channeling to prevent hydroplaning in the harshest conditions
- Outer and inner tie bars minimize block distortion, preventing irregular wear
- Performs exceptional in rain, mud and snow



TR 1000X

Long Haul Trailer

Size	TT/ TL	Ply	Load Index		Speed Rating	Max Load (LBS)		Tread Depth 32nds	Overall Diameter	Section Width	Rim Width	Max PSI	Revs/ Mile	Static Load Radius	Item Code
			Single	Dual		Single	Dual								
11R22.5	TL	14	144	142	M	6175	5840	12	41.50	10.79	8.25	105	501	491	TRX9136
11R24.5	TL	14	146	143	M	6610	6005	12	43.46	10.79	8.25	105	478	516	TRX9141
285/75R24.5	TL	14	144	141	M	6175	5675	12	41.34	11.14	8.25	110	502	493	TRX9146
295/75R22.5	TL	14	144	141	M	6175	5675	12	39.92	11.57	9.00	110	520	474	TRX9151



The TR 1000X is a shallow skid engineered for trailers in urban, regional, and long-haul transportation.

- Designed and engineered to maximize mileage and reliability
- Chip/cut compound is suited for high scrub applications
- Full tread siping to combat irregular wear in this free rolling wheel position
- Smartway verification pending



MSR 4000X

Mixed Service Rib

Size	TT/ TL	Ply	Load Index		Speed Rating	Max Load (LBS)		Tread Depth 32nds	Overall Diameter	Section Width	Rim Width	Max PSI	Revs/ Mile	Static Load Radius	Item Code
			Single	Dual		Single	Dual								
11R22.5	TL	16	146	143	N	6610	6005	21	41.50	10.94	8.25	120	501	491	TRX9206
11R24.5	TL	16	149	146	N	7160	6610	21	43.46	10.94	8.25	120	478	516	TRX9211
255/70R22.5	TL	16	140	137	N	2300	5070	17	36.31	10.16	7.50	120	567	435	TRX9216
385/65R22.5	TL	20	160	-	M	9920	-	19	42.20	15.16	11.75	130	492	494	TRX9251
*275/70R22.5															Specifications under development
*315/80R22.5															

*425/65R22.5

*Phase 2 available in Q2 2022



The MSR 4000X is a premium mixed service / all-position radial with high durability for all types of road conditions. Offering includes 225/70R22.5 up to 425/65R22.5.

- Modified tread block design offers exceptional traction and stability in various road conditions
- The cut/chip compound and deep tread deliver high traction and driveability in severe conditions while a premium four belt package provides stability on and off highway
- Stone ejectors in all three channels to protect against stone drill and retention
- Added shoulder notches offer rugged biting edges for the harshest of terrains
- Engineered to run cool to protect the integrity on the casing and its retreadability



MSD 4000X

Mix Service Drive

Size	TT/ TL	Ply	Load Index		Speed Rating	Max Load (LBS)		Tread Depth 32nds	Overall Diameter	Section Width	Rim Width	Max PSI	Revs/ Mile	Static Load Radius	Item Code
			Single	Dual		Single	Dual								

11R22.5

Specifications under development

11R24.5



Designed for primarily severe off-road conditions

- The cut/chip compound and deep tread deliver high traction and driveability in severe conditions while a premium four belt package provides stability on and off highway
- Staggered 30/32 tread blocks provide excellent traction and stability in severe working conditions
- Strategically placed stone ejectors in a radial direction protect the wide tractional voids between blocks against stone and debris damage while working in the harshest of environments

UNDER DEVELOPMENT

TRANSMAX

LIMITED PROTECTION POLICY

Transmax Tires Limited Protection Policy

Thank you for your interest in Transmax brand tires for your vehicle. We are proud of the quality and performance of the wide range of Transmax products and we understand that your continued satisfaction is essential to our success.

Eligibility

This Limited Protection Policy applies to Transmax brand all-steel medium truck tires purchased on or after January 1, 2022, or, in the absence of proof of purchase, tires with a manufacturing DOT code reading 4021 or later. Eligible tires are covered by this Limited Protection Policy for up to 72 months from the date of purchase or tire manufacturer date. This Limited Protection Policy applies to the original owner of new Transmax branded all-steel medium truck tires that are operated in normal service, and used on the same vehicle on which they were originally installed according to the vehicle manufacturer's recommendations. Only Transmax tires purchased and operated in the United States and Canada are covered by this Limited Protection Policy.

6/50 Free Replacement Limited Protection Policy

Transmax brand all-steel medium truck tires are covered by AOT for defects in workmanship and materials for the life of the original tread of a new tire less 2/32" (the life of the original usable tread ends when the tire tread has worn down with only 2/32" remaining, at which point the tire is considered to be fully worn out). If a defect in workmanship and materials is found in any Transmax brand all-steel medium truck tire within the first 50% of tread wear (percentage will be calculated based on difference of tread tire depth minus 2/32" compared to the original tread), AOT will refund the cost of a replacement Transmax brand all-steel medium truck tire plus the cost of mounting and balancing as follows:

- A) The defective Transmax brand all-steel medium truck tire must be replaced with a comparable new Transmax brand all-steel medium truck tire by an authorized dealer. Proof of replacement will be required.
- B) Costs of mounting and balancing will be refunded to a maximum of \$16.00 per tire. Written proof of these will be required.
- C) Applicable taxes on the new tire shall be borne by the owner.
- D) 50% free replacement applies to new first-quality tires only. Blemished, retreaded and road hazard tires are specifically excluded.

Prorated Tire Replacement Limited Protection Policy

If a defect in workmanship and materials is found in any Transmax brand all-steel medium truck tire not covered in the 6/50 Free Replacement Limited Protection Policy, a credit will be given toward the purchase of a comparable new tire in proportion of the original usable tread of the new Transmax brand tire (percentage will be calculated based on difference of tread tire depth minus 2/32" compared to the original tread). Applicable taxes on the new tire and costs of mounting and balancing service will be borne by the owner. Adjustment on out-of-balance or out-of-round tire is allowed only during the first 2/32" of the original tread.

Casing Limited Protection Policy

Transmax brand all-steel medium truck tires are covered when the tire becomes unserviceable or non-retreadable due to a defect in workmanship or materials. A predetermined casing allowance will be provided. The Casing Limited Protection Policy is valid during the second retreaded life or for 72 months from the date of manufacturer, whichever comes first. The second retreaded life is considered to end when the remaining tread on the second retread reaches 2/32" or less. If an examination shows that a casing of a Transmax brand all-steel medium truck tire failed from workmanship or materials, AOT will give credit toward the purchase price of a comparable new Transmax brand all-steel medium truck tire in the amount indicated below:

All 17.5 inch rim sizes	\$20.00
All 19.5 inch rim sizes	\$20.00
255/70R22.5	\$50.00
11R22.5, 12R22.5, 295/75R22.5	\$60.00
11R24.5, 285/75R24.5	\$60.00
315/80R22.5	\$60.00

What is not covered by this Limited Protection Policy?

- A) All AOT Protection Policies are limited to the original purchaser and the original vehicle on which they are mounted for a period of 72 months from the date of manufacture and are not assignable to subsequent purchasers or vehicles.
- B) This Limited Protection Policy is applicable only in the United States and Canada and any tire used or equipped on a vehicle registered or operated outside the United States and Canada are not covered by this Limited Protection Policy.
- C) The following is not covered by the Limited Protection Policy:
 - 1) Tire is branded or marked "Non-Adjustable" (N/A) or "Blemished" (Blem), or previously adjusted.
 - 2) Failure, damage or irregular wear due to: a) road hazards (i.e. puncture, cut, snag, impact breaks, etc.), wreck collision; b) fire, accident or vandalism; c) mechanical conditions of vehicle, including improper alignment, improper inflation, improper mounting, wheel imbalance, faulty shocks or brakes; d) overloading the tire beyond maximum load capacity stated on the sidewall; e) misapplication of tire, use of improper inner tube; f) alteration of the tire or addition of alien material or transfer from one vehicle to another; and g) radial truck tire failed due to faulty retreading or material.
 - 3) Cost of mounting and balancing service except as noted above.
 - 4) Loss of time or use, inconvenience or any incidental damages to include cost of towing or transportation, related property damage or consequential damages of any type or nature except as prohibited by law.
 - 5) Tires older than 72 months from the date of manufacture as determined by the DOT/Serial number.

Owner's Obligations

In order to be eligible for the AOT Limited Protection Policy service, the owner must: A) Present the defective tire to an authorized dealer from which the original purchase was made. B) Present proof of purchase to the satisfaction of the dealer. C) Complete and sign an AOT Limited Protection Policy Claim Form, which is available at any authorized dealer. D) Pay the amount due on a new tire, less the amount of credit, including taxes, mounting and balancing charges or cost of other services rendered

Disclaimer

This Limited Protection Policy, or any Protection Policy stated or referred to herein, is exclusive and in lieu of any other Protection Policy regarding the quality of Transmax brand all-steel medium truck tires, whether expressed or implied, and remedies for breach thereof shall be limited to those specifically provided herein. This Limited Protection Policy is subject to change without notice.



American Omni Trading Company
1221 Park West Green Drive
Katy, TX 77494

Corporate Phone | 281-600-8743
american-omni.com/transmax